

JAMES AND THE GIANT THE PEACH


ACTIVITY SHEET

PROTECT THE PEACH


Using different materials from around your home construct a parachute to protect your giant peach (an egg or similar soft fruit will also work in a pinch!). Set a time limit and get all members of your household to do the same. Using the table on sheet two, record how each team member did and choose a winner!

Top tip - you may also want to construct a basket to help cushion your peach as it lands.

POTENTIAL PARACHUTE MATERIALS



**STRING
OR WOOL**



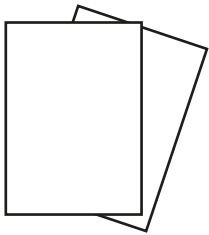
PLASTIC BAG



**A BOBBLE
HAT**




**A STINKY
SOCK**



PAPER



KITCHEN ROLL



STICKY TAPE



SCISSORS

HOW DO PARACHUTES WORK?

When an object moves through the air, the air pushes back in a force known as air resistance, or drag. Objects with a larger surface area have a greater resistance, therefore parachutes (which increase the surface area) will provide more resistance than the object (in this case a peach or egg) would have naturally, slowing down the fall.

JAMES AND THE GIANT THE PEACH

ACTIVITY SHEET

PEACHY PARACHUTES

Find a high place to launch your parachute from (make sure this is safe and stable, we recommend standing on a chair or at the top of a staircase) and take it in turns to time each others parachutes. Make note of this, plus the condition of your peach (is it still whole or has it been squished?) and then vote to choose a winning parachute design.

COMPETITOR	MATERIALS USED	TIME TAKEN TO FALL	DID PEACH SURVIVE

AND THE WINNER IS:
