

JAMES AND THE GIANT THE PEACH


ACTIVITY SHEET

PROTECT THE PEACH


Using different materials from around your home construct a parachute to protect your giant peach (an egg or similar soft fruit will also work in a pinch!). Set a time limit and get all members of your household to do the same. Using the table on sheet two, record how each team member did and choose a winner!

Top tip - you may also want to construct a basket to help cushion your peach as it lands.

POTENTIAL PARACHUTE MATERIALS



**STRING
OR WOOL**



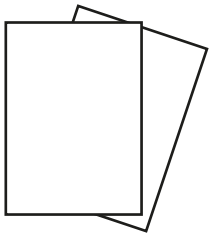
PLASTIC BAG



**A BOBBLE
HAT**




**A STINKY
SOCK**




PAPER



KITCHEN ROLL



STICKY TAPE



SCISSORS

HOW DO PARACHUTES WORK?

When an object moves through the air, the air pushes back in a force known as air resistance, or drag. Objects with a larger surface area have a greater resistance, therefore parachutes (which increase the surface area) will provide more resistance than the object (in this case a peach or egg) would have naturally, slowing down the fall.