

# Mischievous Muggle-Wump Monkeys

**Muggle-Wump** the monkey likes to swing around the jungle and dangle off branches. Gather your crafting supplies to make your own mischievous monkey.

## YOU WILL NEED

- Toilet roll tube
- Brown card or white card
- Colouring crayons or pens
- Googly eyes
- Pipe cleaners




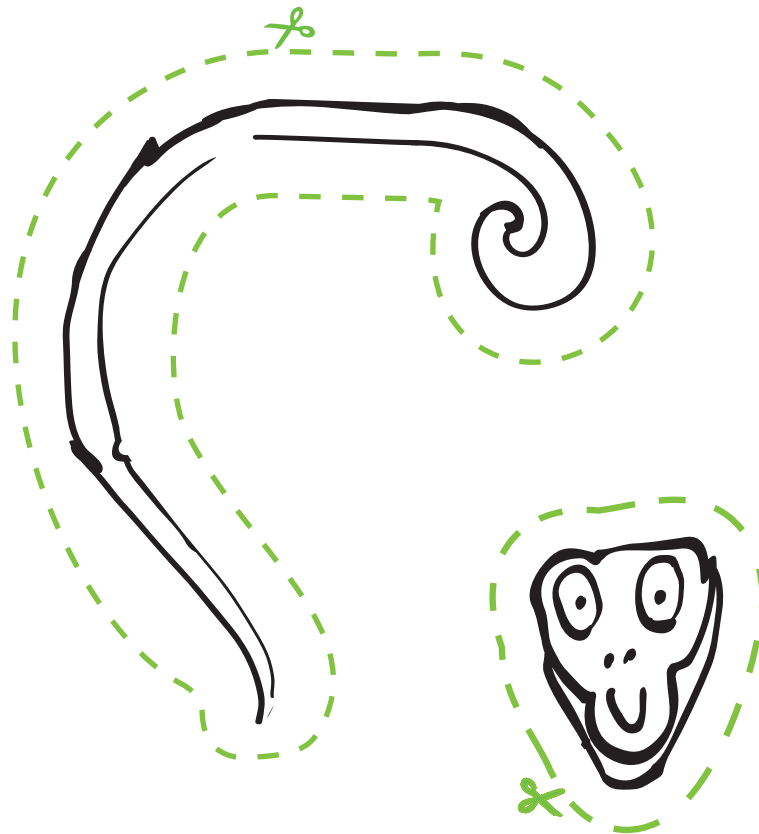

## HOW TO MAKE YOUR MONKEY:

1. Paint your toilet roll brown and leave to dry
2. Cut out Monkey face and tail using template
3. Colour in and attach googly eyes
4. Stick face to top of tube
5. Use pipe cleaners to add arms and legs (stick on at the back with tape)
6. Attach tail and hang off branches, doors, bannisters (and watch out for naughty crocs!)

SHARE

YOUR CREATIONS:  
**@ROALD\_DAHL**  
WITH THE HASHTAG  
**#titchytoddlers**

COLOUR IN AND CUT  
ALONG THE DOTTED LINES!



**YPO** FIND ALL THE MATERIALS YOU NEED ON PAGE 13

**ROALD  
DAHL**

THE ENORMOUS  
**CROCODILE**

**YPO**

#titchytoddlers  
@Roald\_Dahl  
www.roalddahl.com

