

# JAMES AND THE GIANT THE PEACH


## ACTIVITY SHEET

### GLOW-WORM NIGHT LIGHT


Create your very own night light with just a plastic bottle, a glow-stick (or a torch if glow-sticks are a little harder to come by!) and a few other decorative bits and bobs.



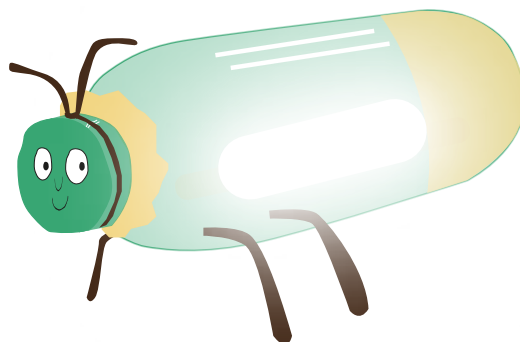
1. Find a green plastic bottle and remove the label.



2. Using a pen and a pipe cleaner, and googly eyes if you have them, turn your bottle cap into a face for your glow-worm.



3. Add more pipe-cleaners for the legs. As an optional extra use yellow cellophane, a yellow marker or paint to add a ruff and yellow bottom to your worm.



4. Crack your glow-stick, place inside your glow-worm and replace lid. Read a chapter of James and the Giant Peach and enjoy a gently lit night's sleep.

#### FUN FACT

Only female glow-worms actually glow and they can turn their little 'light' on on command! They also don't have any wings and have to climb all the way up grass stems in order to be seen.